



**Timber Porch Canopies
& Accessories 2009**

Make an entrance with a timber door canopy



RMJM Carpentry & Joinery Services.
Staircase & Architectural Joinery Manufacturers



www.rmjmjoinery.co.uk

Make the entrance to your home individual with a quality hand crafted timber porch canopy from RMJM Carpentry & Joinery Services



Table of Contents

1.	Hampton Gable Style Canopy	4
2.	Balmoral 2 Gable Style Canopy	5
3.	Kingswood Gable Style Canopy	6
4.	Windsor Lean TooPorch Canopy	7
5.	Gallows Bracket Type A	8
6.	Gallows Bracket Type B	9
7.	Gallows Bracket Type C	10
8.	Gallows Bracket Type D	11
9.	Gallows Brackets Type E	12
10.	Canopy Accessories	13

The Hampton Gable Canopy

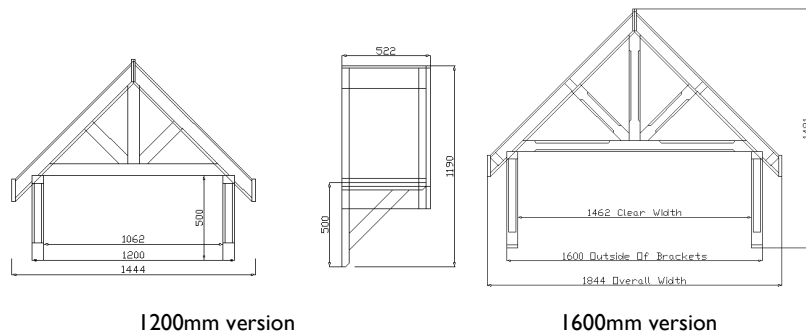
1200mm, 1400mm & 1600mm



The Hampton comes in three different sizes 1200mm, 1400mm & 1600mm (all sizes are from outside of the Gallows Brackets).

The Hampton is made of European Redwood and comes in both a white prime finish or un-primed finish.

All canopies are supplied with a pair of Softwood Gallows Brackets and all the fixings you need to fix the canopy back to the building.



For more information on this canopy visit rmjjoinery.co.uk/hampton

The Balmoral 2 Gable Canopy

1400mm

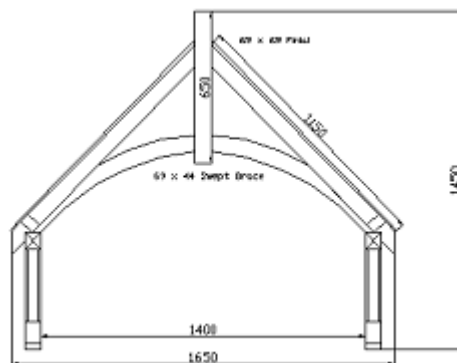


The Balmoral comes in only one size 1400(all sizes are taken from Inside of the Gallows Brackets).

The Balmoral is made from European Redwood and comes in both primed & un-primed finish.

All canopies are supplied with a pair of Softwood Gallows Brackets and all the fixings you need to fix the canopy back to the building.

The Canopy projects 500mm from the back of the last rafter to the tip of the Gallows Bracket.



For more information on this canopy visit rmjmjoinery.co.uk/balmoral2

The Kingswood Gable Canopy

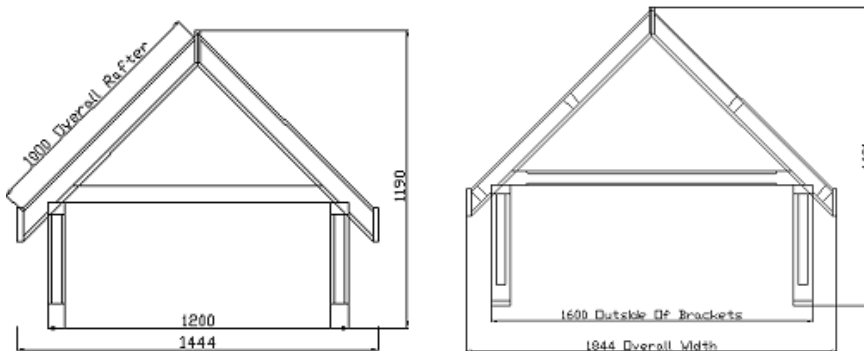
1200mm & 1600mm



The Kingswood is the second new canopy design to go into production in April 2008 this canopy is loosely based on our popular Hampton design it comes with all the same features as its big brother but at a lower price this canopy has been designed mainly for the standard housing market. Available in both 1200 & 1600 wide (for doors with side light openings).

Overall depth of canopy is 522mm from the back of the rafter to the front of the barge board.

Gallows Brackets are supplied loose for easy site fitting. Fixings are supplied to fit the canopy to the building.



For more information on this canopy visit rmjmjoinery.co.uk/kingswood

The Windsor Lean To Canopy

1200mm & 1600mm

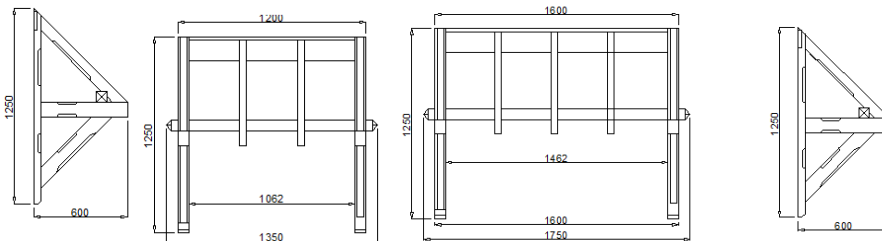


The Windsor comes in two sizes 1200mm & 1600mm (all sizes are from outside of the Gallows Brackets).

The Windsor is made of European Redwood and comes in both a white or an un-primed finish.

All canopies are supplied with a pair of Softwood Gallows Brackets and all the fixings you need to fix the canopy back to the building.

The canopy has been dry-fitted in our factory and flat packed (un-assembled) it comes with a pre-cut plywood roof the Gallows Brackets are supplied assembled for easy site fitting.



For more information on this canopy visit rmjjoinery.co.uk/windsor

Type A Gallows Brackets



Made from European Redwood (FSC/PEFC certified)

Joints are Mortise & Tenoned, glued and screwed

Head - European Redwood (Pine) ex.75 x 50 (69 x 44 Fin) Stop Chamfered

Jamb - European Redwood (Pine) ex.75 x 50 (69 x 44 Fin) Stop Chamfered

Brace - European Redwood (Pine) ex.75 x 50 (69 x 44 Fin) Stop Chamfered

Fitting Instructions for Timber Gallows Brackets:

1. Determine the exact position of the fitted gallows bracket & mark out where the brackets need to be fixed to the wall.
 2. Pre-drill the brackets and fix to the wall using suitable fixings.
 3. Ensure that the bracket is fitted upright and at a 90 degree angle to the wall
- These fitting instruction are suitable for all our timber gallows brackets
-

Sizes Available,

500mm(H) x 500mm(P),

600mm(H) x 600mm(P),

700mm(H) x 700mm(P).

800mm(H) x 800mm(P).

For more information on this canopy visit rmjmjoinery.co.uk/gallowsbrackets

Type B Gallows Brackets



Made from European Redwood (FSC/PEFC certified)

Joints are Mortise & Tenoned, glued and screwed

Head - European Redwood (Pine) ex.100 x 50 (94 x 44 Fin)

Jamb - European Redwood (Pine) ex..100 x 50 (94 x 44 Fin)

Brace - European Redwood (Pine) ex.100 x 50 (94 x 44 Fin) Swept Brace

Fitting Instructions for Timber Gallows Brackets:

1. Determine the exact position of the fitted gallows bracket & mark out where the brackets need to be fixed to the wall.
 2. Pre-drill the brackets and fix to the wall using suitable fixings.
 3. Ensure that the bracket is fitted upright and at a 90 degree angle to the wall
- These fitting instruction are suitable for all our timber gallows brackets
-

Sizes Available,

500mm(H) x 500mm(P),

600mm(H) x 600mm(P),

700mm(H) x 700mm(P).

800mm(H) x 800mm(P).

For more information on this canopy visit rmjmjoinery.co.uk/gallowsbrackets

Type C Gallows Brackets



Made from European Redwood (FSC/PEFC certified)

Joints are Mortise & Tenoned, glued and screwed

Head - European Redwood (Pine) ex.100 x 50 (94 x 44 Fin)

Jamb - European Redwood (Pine) ex.100 x 50 (94 x 44 Fin)

Brace - European Redwood (Pine) ex.100 x 50 (94 x 44 Fin) Chamfered & Swept

Fitting Instructions for Timber Gallows Brackets:

1. Determine the exact position of the fitted gallows bracket & mark out where the brackets need to be fixed to the wall.
 2. Pre-drill the brackets and fix to the wall using suitable fixings.
 3. Ensure that the bracket is fitted upright and at a 90 degree angle to the wall
- These fitting instructions are suitable for all our timber gallows brackets
-

Sizes Available,

500mm(H) x 500mm(P),

600mm(H) x 600mm(P),

700mm(H) x 700mm(P).

800mm(H) x 800mm(P).

For more information on this canopy visit rmjmjoinery.co.uk/gallowsbrackets

Type D Gallows Brackets



Made from European Redwood (FSC/PEFC certified)

Joints are Mortise & Tenoned, glued and screwed

Head - European Redwood (Pine) ex.100 x 50 (94 x 44 Fin)

Jamb - European Redwood (Pine) ex..100 x 50 (94 x 44 Fin)

Brace - European Redwood (Pine) ex.100 x 50 (94 x 44 Fin) Swept Brace

Rafter - European Redwood (Pine) ex.75 x 50 (69 x 44 Fin)

Fitting Instructions for Timber Gallows Brackets:

1. Determine the exact position of the fitted gallows bracket & mark out where the brackets need to be fixed to the wall.
2. Pre-drill the brackets and fix to the wall using suitable fixings.
3. Ensure that the bracket is fitted upright and at a 90 degree angle to the wall
These fitting instruction are suitable for all our timber gallows brackets

Sizes Available,

1200mm(H) x 600mm(P),

For more information on this canopy visit rmjmjoinery.co.uk/gallowsbrackets

Type E Corbel Brackets



Made from European Redwood (FSC/PEFC certified)

Joints are glued and screwed

Head - European Redwood (Pine) ex.100 x 50 (94 x 44 Fin)

Jamb - European Redwood (Pine) ex.100 x 50 (94 x 44 Fin)

Brace - European Redwood (Pine) ex.100 x 50 (94 x 44 Fin)

Fitting Instructions for Timber Gallows Brackets:

1. Determine the exact position of the fitted gallows bracket & mark out where the brackets need to be fixed to the wall.
 2. Pre-drill the brackets and fix to the wall using suitable fixings.
 3. Ensure that the bracket is fitted upright and at a 90 degree angle to the wall
- These fitting instructions are suitable for all our timber gallows brackets
-

Sizes Available,

150mm(H) x 150mm(P),

200mm(H) x 200mm(P),

250mm(H) x 250mm(P).

For more information on this canopy visit rmjmjoinery.co.uk/gallowsbrackets

Canopy Accessories

We offer a wide range of Canopy Accessories.

Canopy Sides—Stop Chamfered. (Dwarf & Full Height)



Canopy Sides—Turned. (Dwarf & Full Height)



TilePacks—Roof TileRacks to compliment our range of timber door canopies



Gallows Brackets FixingKits



For more information on this canopy visit rmjmjoinery.co.uk/canopyaccessories



RMJM Carpentry & Joinery Services

Unit 15 Great Bridge Ind. Est.
Tipton,
West Midlands.
DY4 0HR

Phone: 0121 288 0872
eFax: 44 121 336 1863
E-mail: sales@rmjmjoinery.co.uk